

PALLO





Rady Children's Hospital Acute Care Pavilion, Nurses Station

Pallo series: SR12, SR24

General Contractor: McCarthy Building Companies, Inc.

Photographer: RMA Architectural Photographers



PALLO

sphere

The Pallo series offers a fresh take on fluorescent ambient lighting. With all the efficiencies and performance of traditional lighting, Pallo turns the heat up on design. While the light source is soft and uniform, this series of round luminaires is an attention grabber. Available in multiple sizes ranging from 12" diameter to 48" diameter, Pallo is free from the confines of a traditional straight edge fixture. With our recessed version, Pallo offers the convenience of T-bar or flanged integration without having to conform to fixed rigid patterns, locations and sizes. Inspiring even greater flexibility, the surface and suspended versions of Pallo allow luminaires to be placed anywhere horizontally or vertically in the space. Pallo's unique design and flexibility can take any space from ordinary to truly extraordinary.



Stapleton Fellowship Church, Denver, CO

Pallo series: SD24, SD36, SD48

Photo credit: Jim Johnson Photography

The Pallo series introduces a full family of highly stylized round luminaires that offers excellent performance while creating a uniquely dramatic effect.

Choose from:

SR — Sphere Recessed

When the architecture of the space dictates a round profile, Pallo offers the lighting solution with symmetrical configurations from 12" diameter to 48" diameter that provide a signature look and scale for the project.



SR Sphere Recessed

SD — Sphere Dome

With surface or suspended luminaires, Pallo Dome series can be artfully placed to enhance or accent any space. Choose configurations from 24" diameter to 48" diameter or mix and match the profiles to create a truly unique dramatic space.



SD Sphere Dome Surface & Suspended



Stapleton Fellowship Church, Denver, CO
Pallo series: SD24, SD36, SD48
Photo credit: Jim Johnson Photography



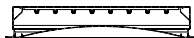
Rady Children's Hospital Acute Care Pavilion
 Pallo series: SR24, SR48
 General Contractor: McCarthy Building Companies, Inc.
 Photographer: RMA Architectural Photographers

To order a Pallo product, select product data from each category below. Consult specification sheets available on our website – www.pmcighting.com to confirm availability of specific combinations of features and options.

MODEL NUMBER

1 – Series	2 – Output	3 – Mounting	4 – Lamp/Type	5 – Diameter	6 – Diffuser	7 –Color	8 – Voltage	9 – Options
------------	------------	--------------	---------------	--------------	--------------	----------	-------------	-------------

1 – Series:



SR12/SR24/SR36/SR48
 SR Recessed Round




SD24/SD36/SD48
 SD Surface Dome

Pallo specification data:

The Pallo series offers dramatic round symmetrical soft shapes in multiple sizes and mounting configurations while maintaining the quality, performance and efficiencies of traditional fluorescent luminaires.

2 – Output:



3 – Mounting

F—Recessed flange
 T—Recessed T-bar
 S—Surface
 P—Pendant/Canopy (24" Standard)
 SP—Swivel Pendant/Canopy (up to 45° / 24" L Standard)
 AC—Adjustable Aircraft Cable (48" Standard)

4 – Lamping Quantity & Type: 1/2/3/4/6/8 CFL/BX/T5/T5HO/T8

5 – Diameters: 12", 24", 36", 48"

6 – Diffusers: WOA—White acrylic lens
 P12—Prismatic lens

7 – Color: Finishes—Fixture finish is white polyester powder coated paint standard. Custom finishes are available. WHT (White) CA (Custom Finish)

8 – Voltage: 120/277/347

9 – Options: 2CIR—2 circuit wiring
 DIM—Dimming, consult factory
 EM—Emergency, consult factory
 GLR—Fusing
 NR—No reveal

Construction / Materials:

The SD series is a two part spun aluminum housing with internal components of 20 gauge cold rolled steel. The SR Series is a two part die formed housing of heavy gauge steel for structural stability. Shipped in two parts for ease in installation through ceiling opening.

Finishes—Fixture finish is white polyester powder coated paint standard. Internal components are standard white high-gloss enamel with a minimum 90% reflectivity. Custom finishes are available.

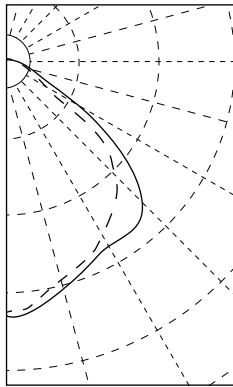
Labels—UL, CUL listed for damp location.

All fixtures are pre-wired and individually tested with electronic ballasts standard.

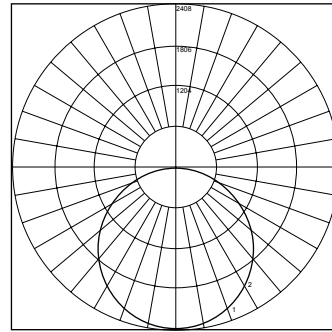
Data provided for general information. Consult product specification sheets at www.pmclighting.com for availability of specific combinations of features and options, full technical specifications and photometric data.

Sample photometry for typical Pallo series:

To access our complete photometric data for this series, visit our website at www.pmcighting.com.



SR24-D-T-4/T8-2'-WOA
(4) 1400 Lumen Lamps



SD-D-5/T8U6-4'-WOA
(5) 2650 Lumen Lamps